



Crane(Roughterrain)

 : Need to Photo

Company Name		Derivaly Yard		Start Price	JPY (ten-thousand)
Model		Serial No.			<input type="checkbox"/> Machine Plate No.
Year		Hour (Displayed)	H(Broken?)		<input type="checkbox"/> Machine Engraved No.
Engine (Model/SerialNo)					<input type="checkbox"/> Engine Plate No.
					<input type="checkbox"/> Engine Plate No.
				<input type="checkbox"/> Hour Meter	

Documents	<input type="checkbox"/> Maker's Jyoutosyo
	<input type="checkbox"/> Documents


Feature and Comment(Important Notice)		
<input type="checkbox"/> Not Inspected	<input type="checkbox"/> Not Confirmed Operation & missing parts	<input type="checkbox"/> Used machine from abroad
<input type="checkbox"/> Not Working	<input type="checkbox"/> Damaged Machine(Fire)	<input type="checkbox"/> Damaged Machine(Overturning)
<input type="checkbox"/> Damaged Machine(Sea water)	<input type="checkbox"/> Damaged Machine(Fresh water)	
<input type="checkbox"/> Brake are not working	<input type="checkbox"/> Totally Rusty	<input type="checkbox"/> Repaint & Many Putty(Rusty)
Raditation Inspection	<input type="checkbox"/> Not Inspaction	<input type="checkbox"/> Raditation Level () μSv
<input type="checkbox"/> X Type Outrigger	<input type="checkbox"/> H Type Outrigger	<input type="checkbox"/> MAX.Lifting Weight() ton
<input type="checkbox"/> Mass selling ○○ pieces		()
<input type="checkbox"/> Ex-□□ City, ○○Prf.		()
<input type="checkbox"/> Transportation cost to △△ from □□ (JPY:◇◇◇)		()
<input type="checkbox"/> Sale for only in Domestic(Japan)		()

w/Parts and Attachment

Others

Next page present

ENGINE		(<input type="checkbox"/> No problem in particular <input type="checkbox"/> Problem <input type="checkbox"/> Not inspected(include missing parts)	
	D	E	<input type="checkbox"/> Missing (missing parts name (Include Battery))
	D	E	<input type="checkbox"/> Battery Died <Battery is necessary except inoperable machine>
			<input type="checkbox"/> Engine replacement
			<input type="checkbox"/> "Engraved Serial No." can not find. <input type="checkbox"/> Engraved serial number illegible
	D		<input type="checkbox"/> Need to hot wiring
		E	<input type="checkbox"/> Won't start Engine
		E	<input type="checkbox"/> Hole(Crack) in the Engine Block
		E	<input type="checkbox"/> Starter connection problem
		E	<input type="checkbox"/> Crank-Shaft is not tuck
		E	<input type="checkbox"/> Overheat
		E	<input type="checkbox"/> Others
	D		<input type="checkbox"/> Starter Connection problem, not smooth
	D		<input type="checkbox"/> Engine stop dose not work
C	D		<input type="checkbox"/> Engine not Pick-Up smoothly
C	D		<input type="checkbox"/> PRM get down under load
C	D		<input type="checkbox"/> Stall under load
	D		<input type="checkbox"/> PRM dose not steady
	D		<input type="checkbox"/> Cylinder misfire (Cylinder No. , ,)
	D	E	<input type="checkbox"/> Rod knocking noise (Severe • Moderate • Slight)
C	D		<input type="checkbox"/> Oil loss through valve guide (loss through piston) (Severe • Moderate • Slight)
C	D		<input type="checkbox"/> Exhaust color (Black • White • Blue)
C	D		<input type="checkbox"/> Blow-by (Severe • Moderate • Slight)
C	D		<input type="checkbox"/> Milky Mixed with water (Severe • Moderate • Slight)
C	D		<input type="checkbox"/> Hole(Crack) on Exhaust pipe
C	D		<input type="checkbox"/> Fan (Unusual noise • broken • Missing) <input type="checkbox"/> Fan-belt failed
C	D		<input type="checkbox"/> Injection-pump Oil Leak (Severe • Moderate • Minor)
C	D		<input type="checkbox"/> Oil-pan Oil Leak (Severe • Moderate • Minor)
C	D		<input type="checkbox"/> Turbo-charger Oil Leak (Severe • Moderate • Minor)
C	D		<input type="checkbox"/> Tappet-cover Oil Leak (Severe • Moderate • Minor)
C	D		<input type="checkbox"/> Head-gasket Oil Leak (Severe • Moderate • Minor)
C	D		<input type="checkbox"/> Around Engine Oil Leak (Severe • Moderate • Minor) <input type="checkbox"/> ALL <input type="checkbox"/> Front <input type="checkbox"/> Rear
C	D		<input type="checkbox"/> Radiator Bubbling (Severe • Moderate • Minor)
C	D		<input type="checkbox"/> Radiator Oil mixed (Severe • Moderate • Minor)
C	D		<input type="checkbox"/> Radiator Water leak (Severe • Moderate • Minor)
C	D		<input type="checkbox"/> Others

CRANE (Operation)				(<input type="checkbox"/> No Problem <input type="checkbox"/> Problem <input type="checkbox"/> Not inspected(include missing parts))		
C	D	E	<input type="checkbox"/> Boom	<input type="checkbox"/> No problem	<input type="checkbox"/> Problem	()
C	D	E	<input type="checkbox"/> Jib	<input type="checkbox"/> No problem	<input type="checkbox"/> Problem	()
C	D	E	<input type="checkbox"/> Jib	<input type="checkbox"/> Missing	<input type="checkbox"/> Power	<input type="checkbox"/> Standard
C	D	E	<input type="checkbox"/> Main Winch	<input type="checkbox"/> No problem	<input type="checkbox"/> Problem	()
C	D	E	<input type="checkbox"/> Auxiliary Winch	<input type="checkbox"/> No problem	<input type="checkbox"/> Problem	()
C	D	E	<input type="checkbox"/> Monitor(s)	<input type="checkbox"/> Monitor Error(Error No. _____)	<input type="checkbox"/> Warning singe on the Monitor	
C	D	E	<input type="checkbox"/> Safety device	<input type="checkbox"/> No problem	<input type="checkbox"/> Problem	()
C	D	E	<input type="checkbox"/> Upper-swing -operation-lever	<input type="checkbox"/> No problem	<input type="checkbox"/> Problem	()
C	D	E	<input type="checkbox"/> Crane -operation-lever	<input type="checkbox"/> No problem	<input type="checkbox"/> Problem	()
C	D	E	<input type="checkbox"/> Outrigger	<input type="checkbox"/> No problem	<input type="checkbox"/> Problem	()
C	D	E	<input type="checkbox"/> Control-valve	<input type="checkbox"/> No problem	<input type="checkbox"/> Problem	()
C	D	E	<input type="checkbox"/> Hydraulic pump	<input type="checkbox"/> No problem	<input type="checkbox"/> Problem	()
C	D		<input type="checkbox"/> Other Problem			

CRANE (Appearance)				(<input type="checkbox"/> No Problem <input type="checkbox"/> Problem <input type="checkbox"/> Not Inspected)		
<input type="checkbox"/> Missing						
C	D	E	<input type="checkbox"/> CAB	<input type="checkbox"/> Damage	<input type="checkbox"/> Rust	<input type="checkbox"/> Corrsion
C	D	E	<input type="checkbox"/> Door	<input type="checkbox"/> Damage	<input type="checkbox"/> Rust	<input type="checkbox"/> Corrsion
C	D	E	<input type="checkbox"/> Frame	<input type="checkbox"/> Crack	<input type="checkbox"/> Weld	<input type="checkbox"/> Patch <input type="checkbox"/> Bent <input type="checkbox"/> Corrsion
C	D	E	<input type="checkbox"/> Gantry	<input type="checkbox"/> Crack	<input type="checkbox"/> Weld	<input type="checkbox"/> Patch <input type="checkbox"/> Bent <input type="checkbox"/> Corrsion
C	D	E	<input type="checkbox"/> Guide Roller	<input type="checkbox"/> Crack	<input type="checkbox"/> Weld	<input type="checkbox"/> Patch <input type="checkbox"/> Bent <input type="checkbox"/> Corrsion
C	D	E	<input type="checkbox"/> Seave	<input type="checkbox"/> Crack	<input type="checkbox"/> Weld	<input type="checkbox"/> Patch <input type="checkbox"/> Bent <input type="checkbox"/> Corrsion
C	D	E	<input type="checkbox"/> Bracket	<input type="checkbox"/> Crack	<input type="checkbox"/> Weld	<input type="checkbox"/> Patch <input type="checkbox"/> Bent <input type="checkbox"/> Corrsion
C	D	E	<input type="checkbox"/> Outrigger	<input type="checkbox"/> Crack	<input type="checkbox"/> Weld	<input type="checkbox"/> Patch <input type="checkbox"/> Bent <input type="checkbox"/> Corrsion
C	D	E	<input type="checkbox"/> Control Valve	Oil Leak (Severe • Moderate • Minor)		Scratch (Severe • Moderate • Slight)
C	D	E	<input type="checkbox"/> Hydraulic pump	Oil Leak (Severe • Moderate • Minor)		Scratch (Severe • Moderate • Slight)
C	D	E	<input type="checkbox"/> Piping	Oil Leak (Severe • Moderate • Minor)		Scratch (Severe • Moderate • Slight)
C	D	E	<input type="checkbox"/> Hydraulic-oil-hose	Oil Leak (Severe • Moderate • Minor)		Scratch (Severe • Moderate • Slight)
C	D	E	<input type="checkbox"/> Boom-cylinder	Oil Leak (Severe • Moderate • Minor)		Scratch (Severe • Moderate • Slight)
C	D	E	<input type="checkbox"/> Elevating-cylinder	Oil Leak (Severe • Moderate • Minor)		Scratch (Severe • Moderate • Slight)
C	D	E	<input type="checkbox"/> Outrigger-cylinder	Oil Leak (Severe • Moderate • Minor)		Scratch (Severe • Moderate • Slight)
C	D	E	<input type="checkbox"/> Wire	<input type="checkbox"/> Irreguler Winding	<input type="checkbox"/> exchange required	
C	D		<input type="checkbox"/> Other			

SWING DEVICE			(<input type="checkbox"/> No Problem <input type="checkbox"/> Problem <input type="checkbox"/> Not Inspected)
	D		<input type="checkbox"/> Swing-brake hydraulic power is not enough
C	D	E	<input type="checkbox"/> Swing-device-table <input type="checkbox"/> Crack <input type="checkbox"/> Weld <input type="checkbox"/> Patch <input type="checkbox"/> Bent <input type="checkbox"/> Corrosion
C	D		<input type="checkbox"/> Swing-device-table Oil leak (Severe • Moderate • Minor)
C	D		<input type="checkbox"/> Swivel-Joint Oil leak (Severe • Moderate • Minor)
C	D		<input type="checkbox"/> Swing-speed-reduction-gear Oil leak (Severe • Moderate • Minor)
C	D	E	<input type="checkbox"/> Other Problem

CARRIER (Travel)			(<input type="checkbox"/> No Problem <input type="checkbox"/> Problem <input type="checkbox"/> Not Inspected)
C	D	E	<input type="checkbox"/> Inoperable <input type="checkbox"/> All Gears
C	D		<input type="checkbox"/> Gears (No.)
C	D	E	<input type="checkbox"/> Travel Power weak <input type="checkbox"/> All Gears
C	D		<input type="checkbox"/> Gears (No.)
C	D	E	<input type="checkbox"/> Unable to Shift-Gear <input type="checkbox"/> All Gears
C	D		<input type="checkbox"/> Gears (No.)
	D		<input type="checkbox"/> Steering Handle <input type="checkbox"/> No problem <input type="checkbox"/> Problem ()
	D	E	<input type="checkbox"/> Foot Brake <input type="checkbox"/> Not working <input type="checkbox"/> Stiff
C	D	E	<input type="checkbox"/> Parking Brake <input type="checkbox"/> Not working <input type="checkbox"/> Stiff
C	D	E	<input type="checkbox"/> Accelerator <input type="checkbox"/> Not working <input type="checkbox"/> Stiff
C	D	E	<input type="checkbox"/> Other Problem

CARRIER (Appearance)			(<input type="checkbox"/> No Problem <input type="checkbox"/> Problem <input type="checkbox"/> Not Inspected)
			<input type="checkbox"/> Missing
C	D	E	<input type="checkbox"/> Piping Oil Leak (Severe • Moderate • Minor) Fissure (Severe • Moderate • Slight)
C	D	E	<input type="checkbox"/> Frame <input type="checkbox"/> Crack <input type="checkbox"/> Weld <input type="checkbox"/> Patch <input type="checkbox"/> Bent <input type="checkbox"/> Corrosion
C	D	E	<input type="checkbox"/> Other Problem

UNDER CARRIAGE			(<input type="checkbox"/> No Problem <input type="checkbox"/> Problem <input type="checkbox"/> Not Inspected)
			<input type="checkbox"/> Tyre Size (- - PR)
			<input type="checkbox"/> Tyre <input type="checkbox"/> Worn <input type="checkbox"/> Puncture
			<input type="checkbox"/> Other