



MoterGrader

 : Need to Photo

Company Name		Derivaly Yard		Start Price	JPY (ten-thousand)
Model		Serial No.			<input type="checkbox"/> Machine Plate No.
Year		Hour (Displayed)	H(Broken?)		<input type="checkbox"/> Machine Engraved No.
Engine (Model/SerialNo)		Mileage (Displayed)	km(Broken?)		<input type="checkbox"/> Engine Plate No.
					<input type="checkbox"/> Engine Plate No.
				<input type="checkbox"/> Hour Meter	

Documents

Maker's Jyoutosyo

Documents

Feature and Comment(Important Notice)

Not Inspected Not Confirmed Operation & missing parts Used machine from abroad

Not Working Damaged Machine(Fire) Damaged Machine(Overturning)

Damaged Machine(Sea water) Damaged Machine(Fresh water)

Be Careful when Loading!(Knocking noise from Engine) Do not Start Engine(Knocking noise from Engine)


Do not Start Engine(Overheat)

Steer Inoperable Operation Inoperable

Inoperable Backward Operable only Backward(Inoperable Forward)

Unable to ride on the track under its own power

Foot & Parking brake are not working(Repairs is necessary for Ro-Ro shipment)

Severe oil leaking (Repairs & protective covering are necessary for shipment) 

Totally Rusty

Machine's Engraved No. (Not Available · Illegible) Engine's Engraved No. (Not Available · Illegible)

No Power steering

Raditation Inspection Not Inspaction Raditation Level () μ Sv

EPA A/C CAB CNP

Blade width ()m w/Snowplow w/ScariFire w/Ripper

Mass selling ○○ pieces ()

Ex-□□ City, ○○Prf. ()

Transportation cost to △△ from □□ (JPY:◇◇◇) ()


Sale for only in Domestic(Japan) ()

w/Parts and Attachment

Others

Next page present

ENGINE		(<input type="checkbox"/> No problem in particular <input type="checkbox"/> Problem <input type="checkbox"/> Not inspected(include missing parts)	
	D	E	<input type="checkbox"/> Missing (missing parts name (Include Battery))
	D	E	<input type="checkbox"/> Battery Died <Battery is necessary except inoperable machine>
			<input type="checkbox"/> Engine replacement
			<input type="checkbox"/> "Engraved Serial No." can not find. <input type="checkbox"/> Engraved serial number illegible
	D		<input type="checkbox"/> Need to hot wiring
		E	<input type="checkbox"/> Won't start Engine
		E	<input type="checkbox"/> Hole(Crack) in the Engine Block
		E	<input type="checkbox"/> Starter connection problem
		E	<input type="checkbox"/> Crank-Shaft is not tuck
		E	<input type="checkbox"/> Overheat
		E	<input type="checkbox"/> Others
	D		<input type="checkbox"/> Starter Connection problem, not smooth
	D		<input type="checkbox"/> Engine stop dose not work
C	D		<input type="checkbox"/> Engine not Pick-Up smoothly
C	D		<input type="checkbox"/> PRM get down under load
C	D		<input type="checkbox"/> Stall under load
	D		<input type="checkbox"/> PRM dose not steady
	D		<input type="checkbox"/> Cylinder misfire (Cylinder No. , ,)
	D	E	<input type="checkbox"/> Rod knocking noise (Severe • Moderate • Slight)
C	D		<input type="checkbox"/> Oil loss through valve guide (loss through piston) (Severe • Moderate • Slight)
C	D		<input type="checkbox"/> Exhaust color (Black • White • Blue)
C	D		<input type="checkbox"/> Blow-by (Severe • Moderate • Slight)
C	D		<input type="checkbox"/> Milky Mixed with water (Severe • Moderate • Slight)
C	D		<input type="checkbox"/> Hole(Crack) on Exhaust pipe
C	D		<input type="checkbox"/> Fan (Unusual noise • broken • Missing) <input type="checkbox"/> Fan-belt failed
C	D		<input type="checkbox"/> Injection-pump Oil Leak (Severe • Moderate • Minor)
C	D		<input type="checkbox"/> Oil-pan Oil Leak (Severe • Moderate • Minor)
C	D		<input type="checkbox"/> Turbo-charger Oil Leak (Severe • Moderate • Minor)
C	D		<input type="checkbox"/> Tappet-cover Oil Leak (Severe • Moderate • Minor)
C	D		<input type="checkbox"/> Head-gasket Oil Leak (Severe • Moderate • Minor)
C	D		<input type="checkbox"/> Around Engine Oil Leak (Severe • Moderate • Minor) <input type="checkbox"/> ALL <input type="checkbox"/> Front <input type="checkbox"/> Rear
C	D		<input type="checkbox"/> Radiator Bubbling (Severe • Moderate • Minor)
C	D		<input type="checkbox"/> Radiator Oil mixed (Severe • Moderate • Minor)
C	D		<input type="checkbox"/> Radiator Water leak (Severe • Moderate • Minor)
C	D		<input type="checkbox"/> Others

OPERATION			(<input type="checkbox"/> No Problem <input type="checkbox"/> Problem <input type="checkbox"/> Not inspected(include missing parts))
		E	<input type="checkbox"/> Blade problem <input type="checkbox"/> Not Working <input type="checkbox"/> Slow(Not enough power)
C	D		<input type="checkbox"/> Scarifire problem <input type="checkbox"/> Not Working <input type="checkbox"/> Slow(Not enough power)
C	D	E	<input type="checkbox"/> Monitor(s) <input type="checkbox"/> Monitor Error(Error No.) <input type="checkbox"/> Warning singe on the Monitor 
C	D		<input type="checkbox"/> Operation Lever <input type="checkbox"/> Unstable <input type="checkbox"/> Stiff <input type="checkbox"/> Stuck
C	D		<input type="checkbox"/> Throttle <input type="checkbox"/> Unstable <input type="checkbox"/> Stiff <input type="checkbox"/> Stuck
C	D	E	<input type="checkbox"/> Other Problem

TRAVEL			(<input type="checkbox"/> No Problem <input type="checkbox"/> Problem <input type="checkbox"/> Not Inspected)
C	D	E	<input type="checkbox"/> Inoperable <input type="checkbox"/> All Gears
C	D		<input type="checkbox"/> Gears (No.)
C	D	E	<input type="checkbox"/> Travel Power weak <input type="checkbox"/> All Gears
C	D		<input type="checkbox"/> Gears (No.)
C	D	E	<input type="checkbox"/> Unable to Shift-Gear <input type="checkbox"/> All Gears
C	D		<input type="checkbox"/> Gears (No.)
C	D	E	<input type="checkbox"/> Steering <input type="checkbox"/> No problem <input type="checkbox"/> Problem ()
C	D	E	<input type="checkbox"/> Foot Brake <input type="checkbox"/> Not working <input type="checkbox"/> Stiff
C	D	E	<input type="checkbox"/> Parking Brake <input type="checkbox"/> Not working <input type="checkbox"/> Stiff
C	D	E	<input type="checkbox"/> Axle problem
C	D	E	<input type="checkbox"/> Differential problem
C	D	E	<input type="checkbox"/> Hub problem
C	D	E	<input type="checkbox"/> Accelerator problem
C	D	E	<input type="checkbox"/> Front Wheel Drive Trouble
C	D	E	<input type="checkbox"/> Rear Wheel Drive Trouble
C	D	E	<input type="checkbox"/> Other Problem

APPEARANCE			(<input type="checkbox"/> No Problem <input type="checkbox"/> Problem <input type="checkbox"/> Not Inspected)						
			<input type="checkbox"/> Missing						
C	D	E	<input type="checkbox"/> CAB	<input type="checkbox"/> Damage	<input type="checkbox"/> Rust	<input type="checkbox"/> Corrsion			
C	D	E	<input type="checkbox"/> Door	<input type="checkbox"/> Damage	<input type="checkbox"/> Rust	<input type="checkbox"/> Corrsion			
C	D	E	<input type="checkbox"/> Frame	<input type="checkbox"/> Crack	<input type="checkbox"/> Weld	<input type="checkbox"/> Patch	<input type="checkbox"/> Bent	<input type="checkbox"/> Other	
C	D	E	<input type="checkbox"/> Drawbar	<input type="checkbox"/> Crack	<input type="checkbox"/> Weld	<input type="checkbox"/> Patch	<input type="checkbox"/> Bent	<input type="checkbox"/> Other	
C	D	E	<input type="checkbox"/> Blade-circle	<input type="checkbox"/> Crack	<input type="checkbox"/> Weld	<input type="checkbox"/> Patch	<input type="checkbox"/> Bent	<input type="checkbox"/> Other	
C	D	E	<input type="checkbox"/> Blade	<input type="checkbox"/> Crack	<input type="checkbox"/> Weld	<input type="checkbox"/> Patch	<input type="checkbox"/> Bent	<input type="checkbox"/> Other	
C	D	E	<input type="checkbox"/> Scarifire	<input type="checkbox"/> Crack	<input type="checkbox"/> Weld	<input type="checkbox"/> Patch	<input type="checkbox"/> Bent	<input type="checkbox"/> Other	
C	D	E	<input type="checkbox"/> Bracket	<input type="checkbox"/> Crack	<input type="checkbox"/> Weld	<input type="checkbox"/> Patch	<input type="checkbox"/> Bent	<input type="checkbox"/> Other	
C	D	E	<input type="checkbox"/> Blade-circle-cylinder	Oil Leak (Severe • Moderate • Minor)		Scratch (Severe • Moderate • Slight)			
C	D	E	<input type="checkbox"/> Blade-cylinder	Oil Leak (Severe • Moderate • Minor)		Scratch (Severe • Moderate • Slight)			
C	D	E	<input type="checkbox"/> Scarifire-cylinder	Oil Leak (Severe • Moderate • Minor)		Scratch (Severe • Moderate • Slight)			
C	D	E	<input type="checkbox"/> Operated pump	Oil Leak (Severe • Moderate • Minor)		Scratch (Severe • Moderate • Slight)			
C	D	E	<input type="checkbox"/> Piping	Oil Leak (Severe • Moderate • Minor)		Scratch (Severe • Moderate • Slight)			
C	D	E	<input type="checkbox"/> Hydraulic-oil-hose	Oil Leak (Severe • Moderate • Minor)		Scratch (Severe • Moderate • Slight)			
C	D	E	<input type="checkbox"/> Other						

UNDER CARRIAGE			(<input type="checkbox"/> No Problem <input type="checkbox"/> Problem <input type="checkbox"/> Not Inspected)		
			<input type="checkbox"/> Tyre Size (- - PR)		
			<input type="checkbox"/> Tyre	<input type="checkbox"/> Worn	<input type="checkbox"/> Puncture
C	D	E	<input type="checkbox"/> Other		