


Off-Highway Truck

 : Need to Photo

Company Name		Derivaly Yard		Start Price	
					JPY (ten-thousand)


Model		Serial No.		<input type="checkbox"/> Machine Plate No. <input type="checkbox"/> Machine Engraved No. <input type="checkbox"/> Engine Plate No. <input type="checkbox"/> Engine Plate No. <input type="checkbox"/> Hour Meter
Year		Hour (Displayed)	H(Broken?)	
Engine (Model/SerialNo)		Mileage (Displayed)	km(Broken?)	

Documents

Maker's Jvoutosvo

Documents

Feature and Comment(Imporant Notice)


<input type="checkbox"/> Not Inspected	<input type="checkbox"/> Not Confirmed Operation & missing parts	<input type="checkbox"/> Used machine from abroad
<input type="checkbox"/> Not Working	<input type="checkbox"/> Damaged Machine(Fire)	<input type="checkbox"/> Damaged Machine(Overturning)
<input type="checkbox"/> Damaged Machine(Sea water)	<input type="checkbox"/> Damaged Machine(Fresh water)	
<input type="checkbox"/> Be Careful when Loading!(Knocking noise from Engine)	<input type="checkbox"/> Do not Start Engine(Knocking noise from Engine)	
<input type="checkbox"/> Do not Start Engine(Overheat)		
<input type="checkbox"/> Steer Inoperable	<input type="checkbox"/> Operation Inoperable	
<input type="checkbox"/> Inoperable Backward	<input type="checkbox"/> Operable only Backward(Inoperable Forward)	
<input type="checkbox"/> Unable to ride on the track under its own power		
<input type="checkbox"/> Foot & Parking brake are not working(Repairs is necessary for Ro-Ro shipment)		
<input type="checkbox"/> Severe oil leaking (Repairs & protective covering are necessary for shipment)		
<input type="checkbox"/> Totally Rusty		
<input type="checkbox"/> Machine's Engraved No. (Not Available · Illegible)	<input type="checkbox"/> Engine's Engraved No. (Not Available · Illegible)	
Raditation Inspection	<input type="checkbox"/> Not Inspaction	<input type="checkbox"/> Raditation Level () μ Sv
<input type="checkbox"/> Air-cooled EngineEPA	<input type="checkbox"/> Fuel(Diesel)	<input type="checkbox"/> Fuel(Gasoline) <input type="checkbox"/> Fuel(Liquefied Petroleum Gas)
<input type="checkbox"/> EPA	<input type="checkbox"/> A/C	<input type="checkbox"/> CAB <input type="checkbox"/> CNP
<input type="checkbox"/> Mass selling ○○ pieces	()	
<input type="checkbox"/> Ex-□□ City, ○○Prf.	()	
<input type="checkbox"/> Transportation cost to △△ from □□ (JPY:◇◇◇)	()	
<input type="checkbox"/> Sale for only in Domestic(Japan)	()	

w/Parts and Attachment

Others

Next page present

ENGINE			(<input type="checkbox"/> No problem in particular <input type="checkbox"/> Problem <input type="checkbox"/> Not inspected(include missing parts)
	D	E	<input type="checkbox"/> Missing (missing parts name (Include Battery))
	D	E	<input type="checkbox"/> Battery Died <Battery is necessary except inoperable machine>
			<input type="checkbox"/> Engine replacement
			<input type="checkbox"/> "Engraved Serial No." can not find. <input type="checkbox"/> Engraved serial number illegible
	D		<input type="checkbox"/> Need to hot wiring
		E	<input type="checkbox"/> Won't start Engine
		E	<input type="checkbox"/> Hole(Crack) in the Engine Block
		E	<input type="checkbox"/> Starter connection problem
		E	<input type="checkbox"/> Crank-Shaft is not tuck
		E	<input type="checkbox"/> Overheat
		E	<input type="checkbox"/> Others
	D		<input type="checkbox"/> Starter Connection problem, not smooth
	D		<input type="checkbox"/> Engine stop dose not work
C	D		<input type="checkbox"/> Engine not Pick-Up smoothly
C	D		<input type="checkbox"/> PRM get down under load
C	D		<input type="checkbox"/> Stall under load
	D		<input type="checkbox"/> PRM dose not steady
	D		<input type="checkbox"/> Cylinder misfire (Cylinder No. , ,)
	D	E	<input type="checkbox"/> Rod knocking noise (Severe • Moderate • Slight)
C	D		<input type="checkbox"/> Oil loss through valve guide (loss through piston) (Severe • Moderate • Slight)
C	D		<input type="checkbox"/> Exhaust color (Black • White • Blue)
C	D		<input type="checkbox"/> Blow-by (Severe • Moderate • Slight)
C	D		<input type="checkbox"/> Milky Mixed with water (Severe • Moderate • Slight)
C	D		<input type="checkbox"/> Hole(Crack) on Exhaust pipe
C	D		<input type="checkbox"/> Fan (Unusual noise • broken • Missing) <input type="checkbox"/> Fan-belt failed
C	D		<input type="checkbox"/> Injection-pump Oil Leak (Severe • Moderate • Minor)
C	D		<input type="checkbox"/> Oil-pan Oil Leak (Severe • Moderate • Minor)
C	D		<input type="checkbox"/> Turbo-charger Oil Leak (Severe • Moderate • Minor)
C	D		<input type="checkbox"/> Tappet-cover Oil Leak (Severe • Moderate • Minor)
C	D		<input type="checkbox"/> Head-gasket Oil Leak (Severe • Moderate • Minor)
C	D		<input type="checkbox"/> Around Engine Oil Leak (Severe • Moderate • Minor) <input type="checkbox"/> ALL <input type="checkbox"/> Front <input type="checkbox"/> Rear
C	D		<input type="checkbox"/> Radiator Bubbling (Severe • Moderate • Minor)
C	D		<input type="checkbox"/> Radiator Oil mixed (Severe • Moderate • Minor)
C	D		<input type="checkbox"/> Radiator Water leak (Severe • Moderate • Minor)
C	D		<input type="checkbox"/> Others

UPPER STRUCTURE (Operation)				<input type="checkbox"/> No Problem	<input type="checkbox"/> Problem	<input type="checkbox"/> Not inspected(include missing parts)	
C	D			<input type="checkbox"/> Vessl	<input type="checkbox"/> Not Working	<input type="checkbox"/> Not enough power	<input type="checkbox"/> rotaion problem
C	D	E		<input type="checkbox"/> Monitor(s)	<input type="checkbox"/> Monitor Error(Error No.)	<input type="checkbox"/> Warning singe on the Monitor	
C	D			<input type="checkbox"/> Operation Lever	<input type="checkbox"/> Unstable	<input type="checkbox"/> Stiff	<input type="checkbox"/> Stuck
C	D			<input type="checkbox"/> Throttle	<input type="checkbox"/> Unstable	<input type="checkbox"/> Stiff	<input type="checkbox"/> Stuck
C	D			<input type="checkbox"/> Other Problem			

UPPER STRUCTURE (Appearance)				<input type="checkbox"/> No Problem	<input type="checkbox"/> Problem	<input type="checkbox"/> Not Inspected	
				<input type="checkbox"/> Missing			
C	D	E		<input type="checkbox"/> CAB	<input type="checkbox"/> Damage	<input type="checkbox"/> Rust	<input type="checkbox"/> Corrsion
C	D	E		<input type="checkbox"/> Door	<input type="checkbox"/> Damage	<input type="checkbox"/> Rust	<input type="checkbox"/> Corrsion
C	D	E		<input type="checkbox"/> Frame	<input type="checkbox"/> Crack	<input type="checkbox"/> Weld	<input type="checkbox"/> Patch <input type="checkbox"/> Bent <input type="checkbox"/> Other
C	D	E		<input type="checkbox"/> Vessl-cylinder	Oil Leak (Severe · Moderate · Minor)		Scratch (Severe · Moderate · Slight)
C	D	E		<input type="checkbox"/> Piping	Oil Leak (Severe · Moderate · Minor)		Fissure (Yes · No)
C	D	E		<input type="checkbox"/> Hydraulic-oil-hose	Oil Leak (Severe · Moderate · Minor)		Scratch (Severe · Moderate · Slight)
C	D	E		<input type="checkbox"/> Operated pump	Oil Leak (Severe · Moderate · Minor)		Scratch (Severe · Moderate · Slight)
C	D			<input type="checkbox"/> Other			

UNDER STRUCTURE (Travel)				(<input type="checkbox"/> No Problem <input type="checkbox"/> Problem <input type="checkbox"/> Not Inspected)		
C	D	E	<input type="checkbox"/> Inoperable	<input type="checkbox"/> All Gears		
C	D			<input type="checkbox"/> Gears (No.)		
C	D	E	<input type="checkbox"/> Travel Power weak	<input type="checkbox"/> All Gears		
C	D			<input type="checkbox"/> Gears (No.)		
C	D	E	<input type="checkbox"/> Unable to Shift-Gear	<input type="checkbox"/> All Gears		
C	D			<input type="checkbox"/> Gears (No.)		
C	D	E	<input type="checkbox"/> Steering Handle	<input type="checkbox"/> No problem	<input type="checkbox"/> Problem ()	
C	D	E	<input type="checkbox"/> Foot Brake	<input type="checkbox"/> Not working	<input type="checkbox"/> Stiff	
C	D	E	<input type="checkbox"/> Parking Brake	<input type="checkbox"/> Not working	<input type="checkbox"/> Stiff	
C	D	E	<input type="checkbox"/> Front Wheel Drive Trouble			
C	D	E	<input type="checkbox"/> Rear Wheel Drive Trouble			
C	D	E	<input type="checkbox"/> Handle still			
C	D	E	<input type="checkbox"/> Handle loose			
C	D	E	<input type="checkbox"/> Drive-Shaft problem			
C	D	E	<input type="checkbox"/> Center-Joint problem			
C	D	E	<input type="checkbox"/> Front Axle problem			
C	D	E	<input type="checkbox"/> Rear Axle problem			
C	D	E	<input type="checkbox"/> Torque Converter problem			
C	D	E	<input type="checkbox"/> Transmission problem			
C	D	E	<input type="checkbox"/> Other Problem			

UNDER STRUCTURE (Appearance)				(<input type="checkbox"/> No Problem <input type="checkbox"/> Problem <input type="checkbox"/> Not Inspected)		
				<input type="checkbox"/> Missing		
C	D	E	<input type="checkbox"/> Steering-cylinder	Oil Leak (Severe ▪ Moderate ▪ Minor)	Scratch (Severe ▪ Moderate ▪ Slight)	
C	D	E	<input type="checkbox"/> Transmission	Oil Leak (Severe ▪ Moderate ▪ Minor)		
C	D	E	<input type="checkbox"/> Piping	Oil Leak (Severe ▪ Moderate ▪ Minor)	Fissure (Yes ▪ No)	
C	D	E	<input type="checkbox"/> Hydraulic-oil-hose	Oil Leak (Severe ▪ Moderate ▪ Minor)	Scratch (Severe ▪ Moderate ▪ Slight)	
C	D	E	<input type="checkbox"/> Torque Converter	Oil Leak (Severe ▪ Moderate ▪ Minor)		
C	D	E	<input type="checkbox"/> Disc brake	Oil Leak (Severe ▪ Moderate ▪ Minor)		
C	D	E	<input type="checkbox"/> Front Axle	Oil Leak (Severe ▪ Moderate ▪ Minor)		
C	D	E	<input type="checkbox"/> Rear Axle	Oil Leak (Severe ▪ Moderate ▪ Minor)		
C	D	E	<input type="checkbox"/> Center-Joint	Oil Leak (Severe ▪ Moderate ▪ Minor)		
C	D	E	<input type="checkbox"/> Hub broken			
C	D	E	<input type="checkbox"/> Other Problem			

UNDER CARRIAGE				(<input type="checkbox"/> No Problem <input type="checkbox"/> Problem <input type="checkbox"/> Not Inspected)		
				<input type="checkbox"/> Tyre Size (- - PR)		
				<input type="checkbox"/> Tyre	<input type="checkbox"/> Worn	<input type="checkbox"/> Puncture
C	D	E	<input type="checkbox"/> Other			