





Others

 : Need to Photo

Company Name		Derivaly Yard		Start Price	JPY (ten-thousand)
Model		Serial No.			<input type="checkbox"/> Machine Plate No.
					<input type="checkbox"/> Machine Engraved No.
Year		Hour (Displayed)	H(Broken?)		<input type="checkbox"/> Engine Plate No.
Engine (Model/SerialNo)					<input type="checkbox"/> Engine Plate No.
					<input type="checkbox"/> Hour Meter
Documents <input type="checkbox"/> Maker's Jyoutosyo					
Feature and Comment(Important Notice)					
<input type="checkbox"/> Not Inspected <input type="checkbox"/> Not Confirmed Operation & missing parts <input type="checkbox"/> Used machine from abroad					
<input type="checkbox"/> Not Working <input type="checkbox"/> Damaged Machine(Fire) <input type="checkbox"/> Damaged Machine(Overturning)					
<input type="checkbox"/> Damaged Machine(Sea water) <input type="checkbox"/> Damaged Machine(Fresh water)					
<input type="checkbox"/> Be Careful when Loading!(Knocking noise from Engine) <input type="checkbox"/> Do not Start Engine(Knocking noise from Engine)					
<input type="checkbox"/> Do not Start Engine(Overheat)					
<input type="checkbox"/> Steer Inoperable <input type="checkbox"/> Operation Inoperable					
<input type="checkbox"/> Severe oil leaking (Repairs & protective covering are necessary for shipment) 					
<input type="checkbox"/> Totally Rusty <input type="checkbox"/> Repaint & Many Putty (Rusty)					
<input type="checkbox"/> Machine's Engraved No. (Not Available ・ Illegible) <input type="checkbox"/> Engine's Engraved No. (Not Available ・ Illegible)					
Raditation Inspection <input type="checkbox"/> Not Inspaction <input type="checkbox"/> Raditation Level () μ Sv					
Machine					
<input type="checkbox"/> Combine <input type="checkbox"/> Mower <input type="checkbox"/> Snow Blower GOLF CART					
<input type="checkbox"/> Sweeper <input type="checkbox"/> Tower Light <input type="checkbox"/> Agricultural Tractor					
<input type="checkbox"/> Mass selling ○○ pieces ()					
<input type="checkbox"/> Ex-□□ City, ○○Prf. ()					
<input type="checkbox"/> Transportation cost to △△ from □□ (JPY:◇◇◇) ()					
<input type="checkbox"/> Sale for only in Domestic(Japan) ()					
w/Parts and Attachment					
Others					

Next page present

ENGINE			(<input type="checkbox"/> No problem in particular <input type="checkbox"/> Problem <input type="checkbox"/> Not inspected(include missing parts)
	D	E	<input type="checkbox"/> Missing (missing parts name (Include Battery))
	D	E	<input type="checkbox"/> Battery Died <Battery is necessary except inoperable machine>
			<input type="checkbox"/> Engine replacement
			<input type="checkbox"/> "Engraved Serial No." can not find. <input type="checkbox"/> Engraved serial number illegible
	D		<input type="checkbox"/> Need to hot wiring
		E	<input type="checkbox"/> Won't start Engine
		E	<input type="checkbox"/> Hole(Crack) in the Engine Block
		E	<input type="checkbox"/> Starter connection problem
		E	<input type="checkbox"/> Crank-Shaft is not tuck
		E	<input type="checkbox"/> Overheat
		E	<input type="checkbox"/> Others
	D		<input type="checkbox"/> Starter Connection problem, not smooth
	D		<input type="checkbox"/> Engine stop dose not work
C	D		<input type="checkbox"/> Engine not Pick-Up smoothly
C	D		<input type="checkbox"/> PRM get down under load
C	D		<input type="checkbox"/> Stall under load
	D		<input type="checkbox"/> PRM dose not steady
	D		<input type="checkbox"/> Cylinder misfire (Cylinder No. , ,)
	D	E	<input type="checkbox"/> Rod knocking noise (Severe • Moderate • Slight)
C	D		<input type="checkbox"/> Oil loss through valve guide (loss through piston) (Severe • Moderate • Slight)
C	D		<input type="checkbox"/> Exhaust color (Black • White • Blue)
C	D		<input type="checkbox"/> Blow-by (Severe • Moderate • Slight)
C	D		<input type="checkbox"/> Milky Mixed with water (Severe • Moderate • Slight)
C	D		<input type="checkbox"/> Hole(Crack) on Exhaust pipe
C	D		<input type="checkbox"/> Fan (Unusual noise • broken • Missing) <input type="checkbox"/> Fan-belt failed
C	D		<input type="checkbox"/> Injection-pump Oil Leak (Severe • Moderate • Minor)
C	D		<input type="checkbox"/> Oil-pan Oil Leak (Severe • Moderate • Minor)
C	D		<input type="checkbox"/> Turbo-charger Oil Leak (Severe • Moderate • Minor)
C	D		<input type="checkbox"/> Tappet-cover Oil Leak (Severe • Moderate • Minor)
C	D		<input type="checkbox"/> Head-gasket Oil Leak (Severe • Moderate • Minor)
C	D		<input type="checkbox"/> Around Engine Oil Leak (Severe • Moderate • Minor) <input type="checkbox"/> ALL <input type="checkbox"/> Front <input type="checkbox"/> Rear
C	D		<input type="checkbox"/> Radiator Bubbling (Severe • Moderate • Minor)
C	D		<input type="checkbox"/> Radiator Oil mixed (Severe • Moderate • Minor)
C	D		<input type="checkbox"/> Radiator Water leak (Severe • Moderate • Minor)
C	D		<input type="checkbox"/> Others

UPPER STRUCTURE (Operation)				(<input type="checkbox"/> No Problem	<input type="checkbox"/> Problem	<input type="checkbox"/> Not inspected(include missing parts))
		E	<input type="checkbox"/> Not Working					
C	D		<input type="checkbox"/> All operation is slow(Not enough power)					
C	D	E	<input type="checkbox"/> Monitor(s)	<input type="checkbox"/> Monitor Error(Error No.			<input type="checkbox"/> Warning singe on the Monitor	
C	D		<input type="checkbox"/> Operation Lever	<input type="checkbox"/> Unstable	<input type="checkbox"/> Stiff	<input type="checkbox"/> Stuck		
C	D		<input type="checkbox"/> Throttle	<input type="checkbox"/> Unstable	<input type="checkbox"/> Stiff	<input type="checkbox"/> Stuck		
C	D	E	<input type="checkbox"/> Other Problem					

UPPER STRUCTURE (Appearance)				(<input type="checkbox"/> No Problem	<input type="checkbox"/> Problem	<input type="checkbox"/> Not Inspected)
				<input type="checkbox"/> Missing				
C	D	E	<input type="checkbox"/> CAB	<input type="checkbox"/> Damage	<input type="checkbox"/> Rust	<input type="checkbox"/> Corrsion		
C	D	E	<input type="checkbox"/> Door	<input type="checkbox"/> Damage	<input type="checkbox"/> Rust	<input type="checkbox"/> Corrsion		
C	D	E	<input type="checkbox"/> Frame	<input type="checkbox"/> Crack	<input type="checkbox"/> Weld	<input type="checkbox"/> Patch	<input type="checkbox"/> Bent	<input type="checkbox"/> Corrsion
C	D	E	<input type="checkbox"/> ()	<input type="checkbox"/> Crack	<input type="checkbox"/> Weld	<input type="checkbox"/> Patch	<input type="checkbox"/> Bent
C	D	E	<input type="checkbox"/> ()	<input type="checkbox"/> Crack	<input type="checkbox"/> Weld	<input type="checkbox"/> Patch	<input type="checkbox"/> Bent
C	D	E	<input type="checkbox"/> ()	<input type="checkbox"/> Crack	<input type="checkbox"/> Weld	<input type="checkbox"/> Patch	<input type="checkbox"/> Bent
C	D	E	<input type="checkbox"/> Piping	Oil Leak (Severe • Moderate •Minor)		Fissure (Severe • Moderate •Slight)		
C	D	E	<input type="checkbox"/> Hydraulic-oil-hose	Oil Leak (Severe • Moderate •Minor)		Scratch (Severe • Moderate •Slight)		
C	D	E	<input type="checkbox"/> ()	Oil Leak (Severe • Moderate •Minor)		Scratch (Severe • Moderate •Slight)	
C	D	E	<input type="checkbox"/> ()	Oil Leak (Severe • Moderate •Minor)		Scratch (Severe • Moderate •Slight)	
C	D	E	<input type="checkbox"/> ()	Oil Leak (Severe • Moderate •Minor)		Scratch (Severe • Moderate •Slight)	
C	D	E	<input type="checkbox"/> Other					

UNDER STRUCTURE (Travel)				(<input type="checkbox"/> No Problem <input type="checkbox"/> Problem <input type="checkbox"/> Not Inspected)		
C	D	E	<input type="checkbox"/> Inoperable	<input type="checkbox"/> All Gears		
C	D			<input type="checkbox"/> Gears (No.)		
C	D	E	<input type="checkbox"/> Travel Power weak	<input type="checkbox"/> All Gears		
C	D			<input type="checkbox"/> Gears (No.)		
C	D	E	<input type="checkbox"/> Unable to Shift-Gear	<input type="checkbox"/> All Gears		
C	D			<input type="checkbox"/> Gears (No.)		
C	D	E	<input type="checkbox"/> Steering Handle	<input type="checkbox"/> No problem	<input type="checkbox"/> Problem ()	
C	D	E	<input type="checkbox"/> Foot Brake	<input type="checkbox"/> Not working	<input type="checkbox"/> Stiff	
C	D	E	<input type="checkbox"/> Parking Brake	<input type="checkbox"/> Not working	<input type="checkbox"/> Stiff	
C	D	E	<input type="checkbox"/> Accelerator	<input type="checkbox"/> Not working	<input type="checkbox"/> Stiff	
C	D	E	<input type="checkbox"/> Other Problem			
UNDER STRUCTURE (Appearance)				(<input type="checkbox"/> No Problem <input type="checkbox"/> Problem <input type="checkbox"/> Not Inspected)		
				<input type="checkbox"/> Missing		
C	D	E	<input type="checkbox"/> Piping	Oil Leak (Severe • Moderate • Minor) Fissure (Yes • No)		
C	D	E	<input type="checkbox"/> Frame	<input type="checkbox"/> Crack	<input type="checkbox"/> Weld	<input type="checkbox"/> Patch <input type="checkbox"/> Bent <input type="checkbox"/> Corrsion
C	D	E	<input type="checkbox"/> Other Problem			
UNDER CARRIAGE				(<input type="checkbox"/> No Problem <input type="checkbox"/> Problem <input type="checkbox"/> Not Inspected)		
				<input type="checkbox"/> Missing		
		E	<input type="checkbox"/> Other			
			<input type="checkbox"/> Shoe Width	(mm)		
			<input type="checkbox"/> Link	<input type="checkbox"/> Worn	<input type="checkbox"/> Worn out	
			<input type="checkbox"/> Sprocket	<input type="checkbox"/> Worn	<input type="checkbox"/> Worn out	
			<input type="checkbox"/> Idler	<input type="checkbox"/> Worn	<input type="checkbox"/> Worn out	
			<input type="checkbox"/> Pin-Bush	<input type="checkbox"/> Worn	<input type="checkbox"/> Worn out	
			<input type="checkbox"/> Carrier Roller	<input type="checkbox"/> Worn	<input type="checkbox"/> Worn out	
			<input type="checkbox"/> Truck Roller	<input type="checkbox"/> Worn	<input type="checkbox"/> Worn out	
			<input type="checkbox"/> Rubber Crawler	<input type="checkbox"/> Worn	<input type="checkbox"/> Crack(s)	<input type="checkbox"/> Repaired <input type="checkbox"/> Worn out
			<input type="checkbox"/> Core-bar	<input type="checkbox"/> Worn	<input type="checkbox"/> Breaks	<input type="checkbox"/> Worn out
			<input type="checkbox"/> Tyre	<input type="checkbox"/> Worn	<input type="checkbox"/> Puncture	
			<input type="checkbox"/> Other			