



Roller

 : Need to Photo


Company Name		Derivaly Yard		Start Price	JPY (ten-thousand)
Model		Serial No.			<input type="checkbox"/> Machine Plate No.
Year		Hour (Displayed)	H(Broken?)		<input type="checkbox"/> Machine Engraved No.
Engine (Model/SerialNo)		Mileage (Displayed)	km(Broken?)		<input type="checkbox"/> Engine Plate No.
					<input type="checkbox"/> Engine Plate No.
					<input type="checkbox"/> Hour Meter

Documents	<input type="checkbox"/> Maker's Jvoutosvo
	<input type="checkbox"/> Documents

Feature and Comment(Imporant Notice)			
<input type="checkbox"/> Not Inspected	<input type="checkbox"/> Not Confirmed Operation & missing parts	<input type="checkbox"/> Used machine from abroad	
<input type="checkbox"/> Not Working	<input type="checkbox"/> Damaged Machine(Fire)	<input type="checkbox"/> Damaged Machine(Overturning)	
<input type="checkbox"/> Damaged Machine(Sea water)	<input type="checkbox"/> Damaged Machine(Fresh water)		
<input type="checkbox"/> Be Careful when Loading!(Knocking noise from Engine)		<input type="checkbox"/> Do not Start Engine(Knocking noise from Engine)	
<input type="checkbox"/> Do not Start Engine(Overheat)			
<input type="checkbox"/> Steer Inoperable	<input type="checkbox"/> Operation Inoperable		
<input type="checkbox"/> Inoperable Backward	<input type="checkbox"/> Operable only Backward(Inoperable Forward)		
<input type="checkbox"/> Unable to ride on the track under its own power			
<input type="checkbox"/> Foot & Parking brake are not working(Repairs is necessary for Ro-Ro shipment)			
<input type="checkbox"/> Severe oil leaking (Repairs & protective covering are necessary for shipment)			
<input type="checkbox"/> Totally Rusty	<input type="checkbox"/> Repaint & Many Putty (Rusty)		
<input type="checkbox"/> Machine's Engraved No. (Not Available · Illegible)		<input type="checkbox"/> Engine's Engraved No. (Not Available · Illegible)	
Raditation Inspection	<input type="checkbox"/> Not Inspaction	<input type="checkbox"/> Raditation Level () μ Sv	
<input type="checkbox"/> Air-cooled Engine	<input type="checkbox"/> Fuel(Gasoline)	<input type="checkbox"/> Fuel(Liquefied Petroleum Gas)	
<input type="checkbox"/> EPA	<input type="checkbox"/> A/C	<input type="checkbox"/> CAB	<input type="checkbox"/> CNP
<input type="checkbox"/> Vibration Roller	<input type="checkbox"/> Tandem Roller	<input type="checkbox"/> Macadam Roller	<input type="checkbox"/> Tire Roller
<input type="checkbox"/> Combined Roller	<input type="checkbox"/> Hand guide Roller		
<input type="checkbox"/> Mass selling ○○ pieces ()			
<input type="checkbox"/> Ex-□□ City, ○○Prf. ()			
<input type="checkbox"/> Transportation cost to △△ from □□ (JPY:◇◇◇) ()			
<input type="checkbox"/> Sale for only in Domestic(Japan) ()			
w/Parts and Attachment			
Others			

Next page present

ENGINE			(<input type="checkbox"/> No problem in particular <input type="checkbox"/> Problem <input type="checkbox"/> Not inspected(include missing parts))
	D	E	<input type="checkbox"/> Missing (missing parts name (Include Battery))
	D	E	<input type="checkbox"/> Battery Died <Battery is necessary except inoperable machine>
			<input type="checkbox"/> Engine replacement
			<input type="checkbox"/> "Engraved Serial No." can not find. <input type="checkbox"/> Engraved serial number illegible
	D		<input type="checkbox"/> Need to hot wiring
		E	<input type="checkbox"/> Won't start Engine
		E	<input type="checkbox"/> Hole(Crack) in the Engine Block
		E	<input type="checkbox"/> Starter connection problem
		E	<input type="checkbox"/> Crank-Shaft is not tuck
		E	<input type="checkbox"/> Overheat
		E	<input type="checkbox"/> Others
	D		<input type="checkbox"/> Starter Connection problem, not smooth
	D		<input type="checkbox"/> Engine stop dose not work
C	D		<input type="checkbox"/> Engine not Pick-Up smoothly
C	D		<input type="checkbox"/> PRM get down under load
C	D		<input type="checkbox"/> Stall under load
	D		<input type="checkbox"/> PRM dose not steady
	D		<input type="checkbox"/> Cylinder misfire (Cylinder No. , ,)
	D	E	<input type="checkbox"/> Rod knocking noise (Severe • Moderate • Slight)
C	D		<input type="checkbox"/> Oil loss through valve guide (loss through piston) (Severe • Moderate • Slight)
C	D		<input type="checkbox"/> Exhaust color (Black • White • Blue)
C	D		<input type="checkbox"/> Blow-by (Severe • Moderate • Slight)
C	D		<input type="checkbox"/> Milky Mixed with water (Severe • Moderate • Slight)
C	D		<input type="checkbox"/> Hole(Crack) on Exhaust pipe
C	D		<input type="checkbox"/> Fan (Unusual noise • broken • Missing) <input type="checkbox"/> Fan-belt failed
C	D		<input type="checkbox"/> Injection-pump Oil Leak (Severe • Moderate • Minor)
C	D		<input type="checkbox"/> Oil-pan Oil Leak (Severe • Moderate • Minor)
C	D		<input type="checkbox"/> Turbo-charger Oil Leak (Severe • Moderate • Minor)
C	D		<input type="checkbox"/> Tappet-cover Oil Leak (Severe • Moderate • Minor)
C	D		<input type="checkbox"/> Head-gasket Oil Leak (Severe • Moderate • Minor)
C	D		<input type="checkbox"/> Around Engine Oil Leak (Severe • Moderate • Minor) <input type="checkbox"/> ALL <input type="checkbox"/> Front <input type="checkbox"/> Rear
C	D		<input type="checkbox"/> Radiator Bubbling (Severe • Moderate • Minor)
C	D		<input type="checkbox"/> Radiator Oil mixed (Severe • Moderate • Minor)
C	D		<input type="checkbox"/> Radiator Water leak (Severe • Moderate • Minor)
C	D		<input type="checkbox"/> Others

Operation			(<input type="checkbox"/> No Problem <input type="checkbox"/> Problem <input type="checkbox"/> Not inspected(include missing parts))
C	D	E	<input type="checkbox"/> All operation is slow(Not enough power) (Severe • Moderate • Minor)
C	D	E	<input type="checkbox"/> Monitor(s) <input type="checkbox"/> Monitor Error(Error No.) <input type="checkbox"/> Warning singe on the Monitor 
C	D		<input type="checkbox"/> Operation Lever <input type="checkbox"/> Unstable <input type="checkbox"/> Stiff <input type="checkbox"/> Stuck
C	D		<input type="checkbox"/> Throttle <input type="checkbox"/> Unstable <input type="checkbox"/> Stiff <input type="checkbox"/> Stuck
C	D		<input type="checkbox"/> Unusual noise from Control-valve
C	D	E	<input type="checkbox"/> Inoperable <input type="checkbox"/> All Gears
C	D		<input type="checkbox"/> Gears (No.)
C	D	E	<input type="checkbox"/> Travel Power weak <input type="checkbox"/> All Gears
C	D		<input type="checkbox"/> Gears (No.)
C	D	E	<input type="checkbox"/> Unable to Shift-Gear <input type="checkbox"/> All Gears
C	D		<input type="checkbox"/> Gears (No.)
	D	E	<input type="checkbox"/> Steering Handle <input type="checkbox"/> Problem <input type="checkbox"/> No problem in particular
	D	E	<input type="checkbox"/> Foot Brake <input type="checkbox"/> Not working <input type="checkbox"/> Stiff
C	D	E	<input type="checkbox"/> Parking Brake <input type="checkbox"/> Not working <input type="checkbox"/> Stiff
C	D		<input type="checkbox"/> Dose not vibrate
C	D		<input type="checkbox"/> Water sprinkler not working
C	D	E	<input type="checkbox"/> Other Problem

APPEARANCE			(<input type="checkbox"/> No Problem <input type="checkbox"/> Problem <input type="checkbox"/> Not Inspected)
			<input type="checkbox"/> Missing
C	D	E	<input type="checkbox"/> CAB <input type="checkbox"/> Damage <input type="checkbox"/> Rust <input type="checkbox"/> Corrsion
C	D	E	<input type="checkbox"/> Door <input type="checkbox"/> Damage <input type="checkbox"/> Rust <input type="checkbox"/> Corrsion
C	D	E	<input type="checkbox"/> Cushion rubber <input type="checkbox"/> Crack <input type="checkbox"/> Broken
C	D	E	<input type="checkbox"/> Control Valve Oil Leak(Severe • Moderate •Minor) Scratch (Severe • Moderate •Slight)
C	D	E	<input type="checkbox"/> Steering-cylinder Oil Leak(Severe • Moderate •Minor) Scratch (Severe • Moderate •Slight)
C	D	E	<input type="checkbox"/> Transmission Oil Leak(Severe • Moderate •Minor) Scratch (Severe • Moderate •Slight)
C	D	E	<input type="checkbox"/> Piping Oil Leak(Severe • Moderate •Minor) Fissure (Yes • No)
C	D	E	<input type="checkbox"/> Hydraulic-oil-hose Oil Leak(Severe • Moderate •Minor) Scratch (Severe • Moderate •Slight)
C	D	E	<input type="checkbox"/> Articulated-hinge loose (Severe • Moderate •Minor)
C	D		<input type="checkbox"/> Other

UNDER CARRIAGE			(<input type="checkbox"/> No Problem <input type="checkbox"/> Problem <input type="checkbox"/> Not Inspected)
			<input type="checkbox"/> Tyre Size (- - PR)
			<input type="checkbox"/> Tyre <input type="checkbox"/> Worn <input type="checkbox"/> Puncture
			<input type="checkbox"/> Other