



Vehicle(Truck,Bus,etc)

 : Need to Photo

Company Name		Derivaly Yard		Start Price	JPY (ten-thousand)
--------------	--	---------------	--	-------------	--------------------

Model		Serial No.		<input type="checkbox"/> Machine Plate No. <input type="checkbox"/> Machine Engraved No. <input type="checkbox"/> Engine Plate No. <input type="checkbox"/> Engine Plate No. <input type="checkbox"/> Hour Meter
Year		Hour (Displayed)	H(Broken?)	
Engine (Model/SerialNo)		Mileage (Displayed)	km(Broken?)	

Documents
☐ Maker's Jyoutosyo
☐ Documents

Feature and Comment(Imporant Notice)
☐ Not Inspected
 ☐ Not Confirmed Operation & missing parts
 ☐ Used machine from abroad
☐ Not Working
 ☐ Damaged Machine(Fire)
 ☐ Damaged Machine(Overturning)
☐ Damaged Machine(Sea water)
 ☐ Damaged Machine(Fresh water)
☐ Be Careful when Loading!(Knocking noise from Engine)
 ☐ Do not Start Engine(Knocking noise from Engine)
☐ Do not Start Engine(Overheat)
☐ Steer Inoperable
 ☐ Operation Inoperable
☐ Inoperable Backward
 ☐ Operable only Backward(Inoperable Forward)
☐ Unable to ride on the track under its own power
☐ Foot & Parking brake are not working(Repairs is necessary for Ro-Ro shipment)
☐ Severe oil leaking (Repairs & protective covering are necessary for shipment) 
☐ Totally Rusty
☐ Machine's Engraved No. (Not Available ・ Illegible)
 ☐ Engine's Engraved No. (Not Available ・ Illegible)
☐ No Power steering

Raditation Inspection
☐ Not Inspaction
 ☐ Raditation Level () μ Sv

☐ Body Type ()
 ☐ Hoist Maker ()
☐ Carrying Capacity ()
 ☐ Fuel ()


☐ Mass selling ○○ pieces ()
☐ Ex-□□ City, ○○Prf. ()
☐ Transportation cost to △△ from □□ (JPY:◇◇◇) ()
☐ Sale for only in Domestic(Japan) ()

w/Parts and Attachment

Others

Next page present

ENGINE			(<input type="checkbox"/> No problem in particular <input type="checkbox"/> Problem <input type="checkbox"/> Not inspected(include missing parts)
	D	E	<input type="checkbox"/> Missing (missing parts name (Include Battery))
	D	E	<input type="checkbox"/> Battery Died <Battery is necessary except inoperable machine>
			<input type="checkbox"/> Engine replacement
			<input type="checkbox"/> "Engraved Serial No." can not find. <input type="checkbox"/> Engraved serial number illegible
	D		<input type="checkbox"/> Need to hot wiring
		E	<input type="checkbox"/> Won't start Engine
		E	<input type="checkbox"/> Hole(Crack) in the Engine Block
		E	<input type="checkbox"/> Starter connection problem
		E	<input type="checkbox"/> Crank-Shaft is not tuck
		E	<input type="checkbox"/> Overheat
		E	<input type="checkbox"/> Others
	D		<input type="checkbox"/> Starter Connection problem, not smooth
	D		<input type="checkbox"/> Engine stop dose not work
C	D		<input type="checkbox"/> Engine not Pick-Up smoothly
C	D		<input type="checkbox"/> PRM get down under load
C	D		<input type="checkbox"/> Stall under load
	D		<input type="checkbox"/> PRM dose not steady
	D		<input type="checkbox"/> Cylinder misfire (Cylinder No. , ,)
	D	E	<input type="checkbox"/> Rod knocking noise (Severe • Moderate • Slight)
C	D		<input type="checkbox"/> Oil loss through valve guide (loss through piston) (Severe • Moderate • Slight)
C	D		<input type="checkbox"/> Exhaust color (Black • White • Blue)
C	D		<input type="checkbox"/> Blow-by (Severe • Moderate • Slight)
C	D		<input type="checkbox"/> Milky Mixed with water (Severe • Moderate • Slight)
C	D		<input type="checkbox"/> Hole(Crack) on Exhaust pipe
C	D		<input type="checkbox"/> Fan (Unusual noise • broken • Missing) <input type="checkbox"/> Fan-belt failed
C	D		<input type="checkbox"/> Injection-pump Oil Leak (Severe • Moderate • Minor)
C	D		<input type="checkbox"/> Oil-pan Oil Leak (Severe • Moderate • Minor)
C	D		<input type="checkbox"/> Turbo-charger Oil Leak (Severe • Moderate • Minor)
C	D		<input type="checkbox"/> Tappet-cover Oil Leak (Severe • Moderate • Minor)
C	D		<input type="checkbox"/> Head-gasket Oil Leak (Severe • Moderate • Minor)
C	D		<input type="checkbox"/> Around Engine Oil Leak (Severe • Moderate • Minor) <input type="checkbox"/> ALL <input type="checkbox"/> Front <input type="checkbox"/> Rear
C	D		<input type="checkbox"/> Radiator Bubbling (Severe • Moderate • Minor)
C	D		<input type="checkbox"/> Radiator Oil mixed (Severe • Moderate • Minor)
C	D		<input type="checkbox"/> Radiator Water leak (Severe • Moderate • Minor)
C	D		<input type="checkbox"/> Others

OPERATION			(<input type="checkbox"/> No Problem <input type="checkbox"/> Problem <input type="checkbox"/> Not inspected(include missing parts))
		E	<input type="checkbox"/> Not Working <input type="checkbox"/> Vessel <input type="checkbox"/> Other
C	D		<input type="checkbox"/> All operation is slow(Not enough power) <input type="checkbox"/> Vessel <input type="checkbox"/> Other
C	D	E	<input type="checkbox"/> Monitor(s) <input type="checkbox"/> Monitor Error(Error No.) <input type="checkbox"/> Warning singe on the Monitor 
C	D		<input type="checkbox"/> Operation Lever <input type="checkbox"/> Unstable <input type="checkbox"/> Stiff <input type="checkbox"/> Stuck
C	D		<input type="checkbox"/> Throttle <input type="checkbox"/> Unstable <input type="checkbox"/> Stiff <input type="checkbox"/> Stuck
C	D	E	<input type="checkbox"/> Other Problem

TRAVEL			(<input type="checkbox"/> No Problem <input type="checkbox"/> Problem <input type="checkbox"/> Not Inspected)
C	D	E	<input type="checkbox"/> Inoperable <input type="checkbox"/> All Gears
C	D		<input type="checkbox"/> Gears (No.)
C	D	E	<input type="checkbox"/> Travel Power weak <input type="checkbox"/> All Gears
C	D		<input type="checkbox"/> Gears (No.)
C	D	E	<input type="checkbox"/> Unable to Shift-Gear <input type="checkbox"/> All Gears
C	D		<input type="checkbox"/> Gears (No.)
C	D	E	<input type="checkbox"/> Steering <input type="checkbox"/> No problem <input type="checkbox"/> Problem ()
C	D	E	<input type="checkbox"/> Foot Brake <input type="checkbox"/> Not working <input type="checkbox"/> Stiff
C	D	E	<input type="checkbox"/> Parking Brake <input type="checkbox"/> Not working <input type="checkbox"/> Stiff
C	D	E	<input type="checkbox"/> Axle problem
C	D	E	<input type="checkbox"/> Differential problem
C	D	E	<input type="checkbox"/> Hub problem
C	D	E	<input type="checkbox"/> Accelerator problem
C	D	E	<input type="checkbox"/> Front Wheel Drive Trouble
C	D	E	<input type="checkbox"/> Rear Wheel Drive Trouble
C	D	E	<input type="checkbox"/> Other Problem

APPEARANCE				(<input type="checkbox"/> No Problem <input type="checkbox"/> Problem <input type="checkbox"/> Not Inspected)			
<input type="checkbox"/> Missing							
C	D	E	<input type="checkbox"/>	<input type="checkbox"/> Damage	<input type="checkbox"/> Rust	<input type="checkbox"/> Corrsion	
C	D	E	<input type="checkbox"/>	<input type="checkbox"/> Damage	<input type="checkbox"/> Rust	<input type="checkbox"/> Corrsion	
C	D	E	<input type="checkbox"/> () <input type="checkbox"/> Crack	<input type="checkbox"/> Weld	<input type="checkbox"/> Patch	<input type="checkbox"/> Bent <input type="checkbox"/> Corrsion
C	D	E	<input type="checkbox"/> () <input type="checkbox"/> Crack	<input type="checkbox"/> Weld	<input type="checkbox"/> Patch	<input type="checkbox"/> Bent <input type="checkbox"/> Corrsion
C	D	E	<input type="checkbox"/> () <input type="checkbox"/> Crack	<input type="checkbox"/> Weld	<input type="checkbox"/> Patch	<input type="checkbox"/> Bent <input type="checkbox"/> Corrsion
C	D	E	<input type="checkbox"/> () <input type="checkbox"/> Crack	<input type="checkbox"/> Weld	<input type="checkbox"/> Patch	<input type="checkbox"/> Bent <input type="checkbox"/> Corrsion
C	D	E	<input type="checkbox"/> () <input type="checkbox"/> Crack	<input type="checkbox"/> Weld	<input type="checkbox"/> Patch	<input type="checkbox"/> Bent <input type="checkbox"/> Corrsion
C	D	E	<input type="checkbox"/> () Oil Leak (Severe • Moderate • Minor)	Scratch (Severe • Moderate • Slight)		
C	D	E	<input type="checkbox"/> () Oil Leak (Severe • Moderate • Minor)	Scratch (Severe • Moderate • Slight)		
C	D	E	<input type="checkbox"/> () Oil Leak (Severe • Moderate • Minor)	Scratch (Severe • Moderate • Slight)		
C	D	E	<input type="checkbox"/> () Oil Leak (Severe • Moderate • Minor)	Scratch (Severe • Moderate • Slight)		
C	D	E	<input type="checkbox"/> () Oil Leak (Severe • Moderate • Minor)	Scratch (Severe • Moderate • Slight)		
C	D	E	<input type="checkbox"/> Other				

UNDER CARRIAGE				(<input type="checkbox"/> No Problem <input type="checkbox"/> Problem <input type="checkbox"/> Not Inspected)			
<input type="checkbox"/> Tyre Size				(- - PR)			
			<input type="checkbox"/> Tyre	<input type="checkbox"/> Worn	<input type="checkbox"/> Puncture		
C	D	E	<input type="checkbox"/> Other				